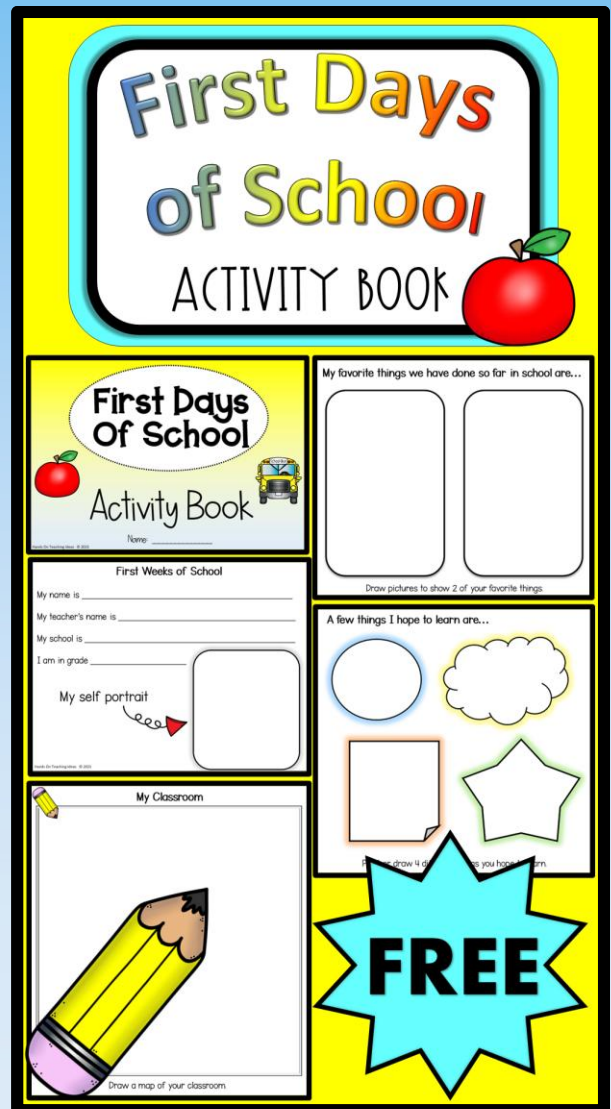



First Days of School ACTIVITY BOOK



CLICK FOR INSTRUCTIONS
ON HOW TO SET UP AND
USE THESE PRINTABLES

Click the
Image



Thanks for downloading!

This flipbook is part of a series of flipbooks. Each book is full of different themed activities for kids.

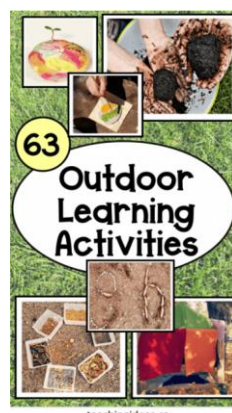
[Visit Hands-On Teaching Ideas to SHOP](#)

Click Here



Activities and Products on the Blog

Click image to view.



TERMS OF USE

Thank you for purchasing! By downloading this resource, you are agreeing that the contents are the property of Hands-On Teaching Ideas and licensed to you only for personal/classroom use as a single user. I retain the copyright and reserve all rights to this product.

YOU MAY:

- Use free and purchased items for your own personal or classroom use for your children/students.
- Reference this product in blog posts, at seminars, professional development, workshops, or other such venues, ONLY if both credit is given to myself as the author, and a link back to my blog at teachingideas.ca.
- Purchase licenses at a great discount for other people to use this resource.

YOU MAY NOT:

- Claim this work as your own, alter the files in any way, or remove copyright / watermarks.
- Sell the files or combine them into another unit for sale / free.
- Post this document for sale / free elsewhere on the internet (this includes Google Doc links on blogs).
- Making copies of purchased items to share with others is strictly forbidden and is a violation of the TOU / law.

Thank you for abiding by universally accepted codes of professional ethics while using this product. If you encounter an issue with your file, notice an error, or are in any way experiencing a problem, please contact me and I will be more than happy to help sort it out. You can message me at kelly@teachingideas.ca

Clipart and Fonts Created by



EduClips
Clipart



A Primary
Kind of Life



Creating4 The
Classroom

How To Use This Product


This activity booklet is easy to put together!
Just follow the steps below to create the booklet.

*The example below is for the *Fall Activity Booklet*, however all ©Hands On Teaching Ideas activity booklets are put together using the same steps.*


Print all pages you need (color or black and white). Cut on the dashed line below the page title. i.e. cut below “Fall Math” and “Crossword Puzzle” etc.



Once all pages have been cut, stack pages together so that all “Staple or Glue Previous Page Here” on the top of the pages are lined up.



Staple front cover to the rest of the activity pages or glue pages together along the top.



Your booklet is complete!



First Days Of School



Activity Book

Name: _____

On my first day of school I felt _____



Draw your face to show how you felt on your first day.

First Day Feelings



First Weeks of School


My name is _____

My teacher's name is _____

My school is _____

I am in grade _____



My self portrait



All About Me



My favorite things we have done so far in school are...







Draw pictures to show 2 of your favorite things.

Favorite Things



A few things I hope to learn are...



Print or draw 4 different things you hope to learn.



Staple or Glue Previous Page Here

My Classroom




A large, empty rectangular box with a thin black border, intended for drawing a map of the classroom.

Draw a map of your classroom.


My Classroom



Black
And
White
Copies




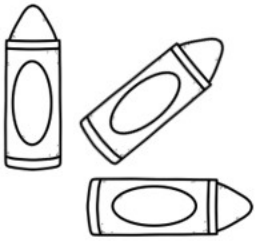
First Days Of School



Activity Book

Name: _____

On my first day of school I felt _____



Draw your face to show how you felt on your first day.

First Day Feelings



First Weeks of School



My name is _____

My teacher's name is _____

My school is _____

I am in grade _____



My self portrait



All About Me



My favorite things we have done so far in school are...

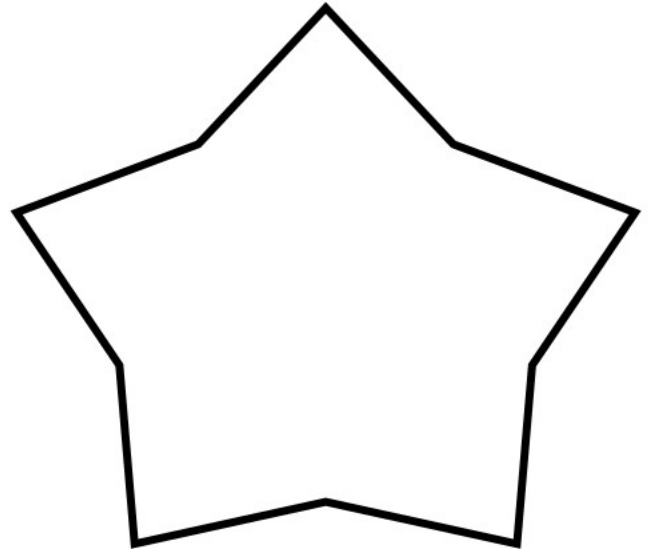





Draw pictures to show 2 of your favorite things.

Favorite Things



A few things I hope to learn are...




Print or draw 4 different things you hope to learn.



Staple or Glue Previous Page Here

My Classroom



A large, empty rectangular box with a double-line border, intended for drawing a map of a classroom.

Draw a map of your classroom.

