


ESCAPE ROOM

For Young Kids




ESCAPE ROOM

For Young Kids




For more
detailed
instructions,
click to read
the blog post
about this
activity

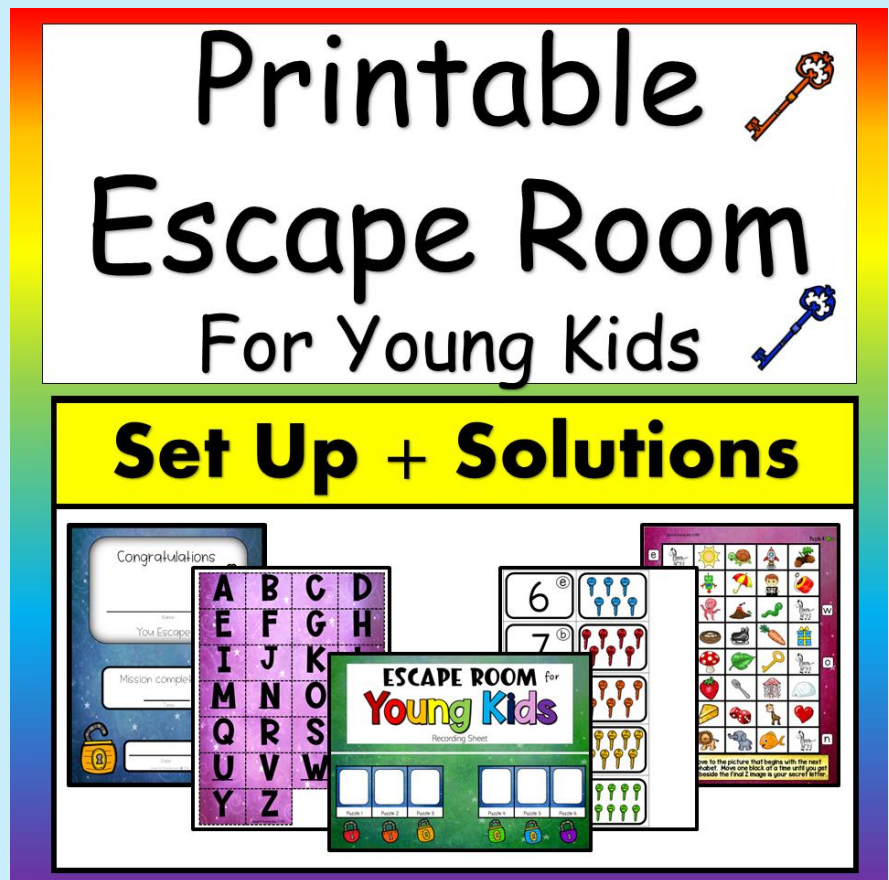


Looking for a hard copy of the
set-up instructions and solutions?

Printable copy now available.



Click
Image



TERMS OF USE / CREDITS

Thank you for your purchase! By purchasing this resource, you are agreeing that the contents are the property of [Hands-on Teaching Ideas](http://teachingideas.ca/) and licensed to you only for classroom / personal use as a single user. I retain the copyright, and reserve all rights to this product. Make sure to visit my blog at

<http://teachingideas.ca/>

YOU MAY:

- ☐ Use free and purchased items for your own classroom students, or your own personal use.
- ☐ Reference this product in blog posts, at seminars, professional development, workshops, or other such venues, ONLY if both credit is given to myself as the author, and a link back to my blog is included in the presentation.
- ☐ Purchase licenses at a great discount for other teachers to use this resource.

YOU MAY NOT:

- ☐ Claim this work as your own, alter the files in any way, or remove copyright / watermarks.
- ☐ Sell the files or combine them into another unit for sale / free.
- ☐ Post this document for sale / free elsewhere on the internet (this includes Google Doc links on blogs).
- ☐ Making copies of purchased items to share with others is strictly forbidden and is a violation of the TOU / law.

Thank you for abiding by universally accepted codes of professional ethics while using this product. If you encounter an issue with your file, notice an error, or are in any way experiencing a problem, please contact me and I will be more than happy to help sort it out. You can message me at

kelly@teachingideas.ca

Clipart and Font Created by:

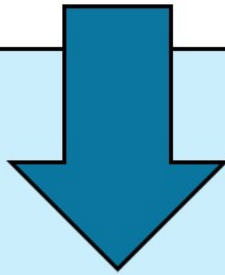


More FREE printable escape room games!

Click image for more information



Printable Escape Room Pages



s**i****t**

Hello Super Solvers!

You are about to begin your very own escape room game. Each puzzle that you solve you will be given a letter. Fill each letter out on the recording sheet and at the end the letters will spell out a special message.

o**e****u**

Start by connecting the letters to make the word **SECRET**
The straight lines will form your first letter!

Work hard and good luck!

a**c****n****r**

a

Puzzle 2

b

c

d

e

f

g

h

i

j

k

l

m

n

p

q

r

s

t

u

v

w

x

y

z

Match each of the lower case letters with the matching upper case letter. One letter does not have a match. That's your secret letter!

A

B

C

D

E

F

G

H

I

J

K

L

M

N

O

P

Q

R

S

T

U

V

W


X

















Y

Z



Place the paint splatters onto the color wheel. The missing spot holds your next letter.



e						
						
						w
h						
						o
s						
						
	Aa					n

Start at A. Move to the picture that begins with the next letter in the alphabet. Move one block at a time until you get to Z. The letter beside the final Z image is your secret letter.


1

(a)

Puzzle 5 


2

(s)




3

(t)



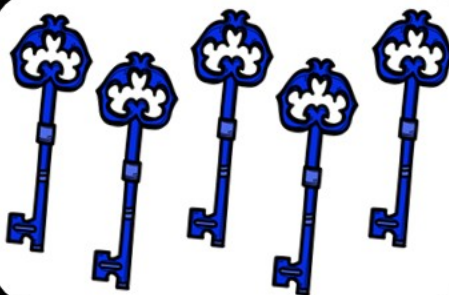
4

(f)



5


(p)



Match each number card with the picture card that shows the same amount. One number will not have a matching set of keys. This number is your next letter.

6

e



7

b

Hands On Teaching Ideas © 2025



8

i




9

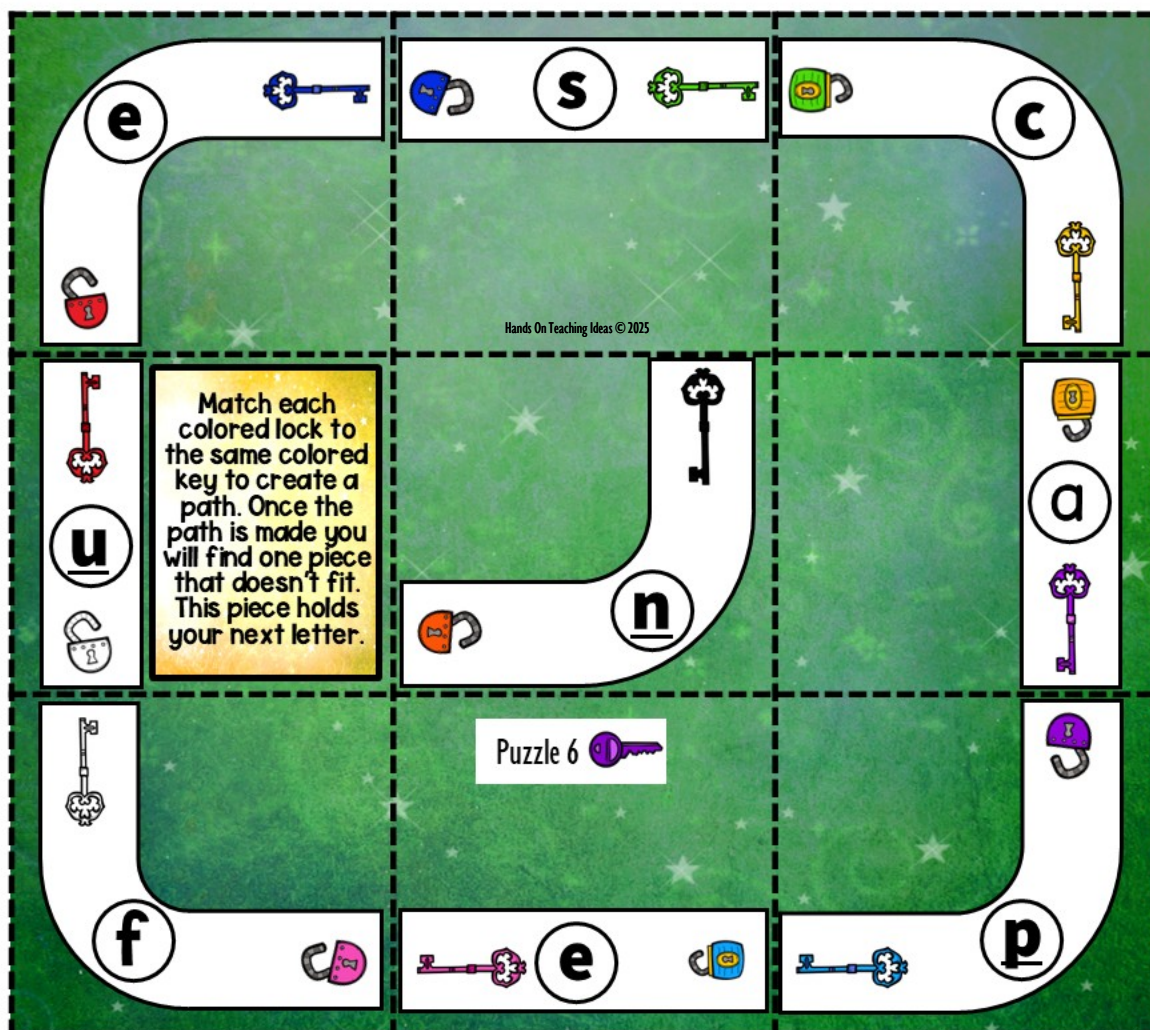
o



10

m

















Kindergarten

ESCAPE ROOM

Recording Sheet

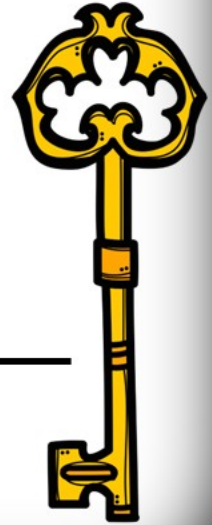
		
		
Puzzle 1	Puzzle 2	Puzzle 3

		
		
Puzzle 4	Puzzle 5	Puzzle 6

Recording Sheet



Congratulations



Name

You Escaped!

Mission completed in

Time



Date