

# FRIENDSHIP WHEEL

## Group Art Project



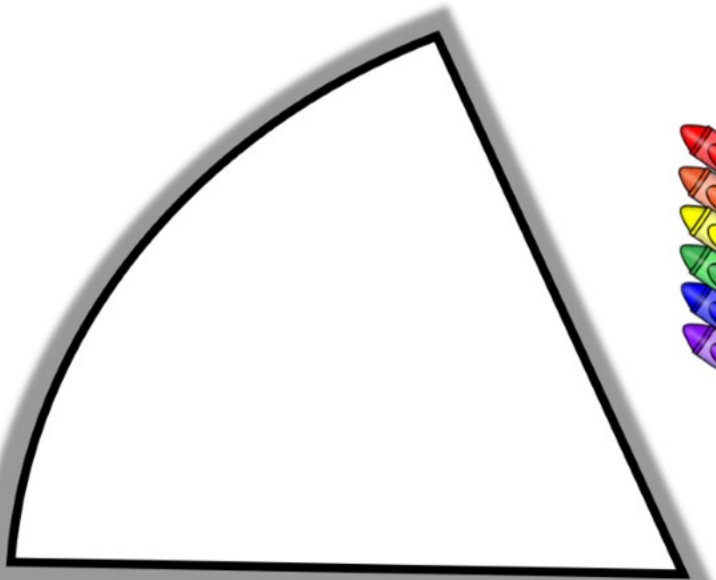
### Friendship Wheel

#### Group Art Project

Directions: Everyone will create one slice of the circle. Add your own pictures, words, colors, designs and your name. Include images that are special or represent you in some way.

As the people beside you create their slice, finish any pictures that lead onto your section, but turn them into something new that represents you. Try to fill all of your section.


Brainstorm some ideas for your slice below.



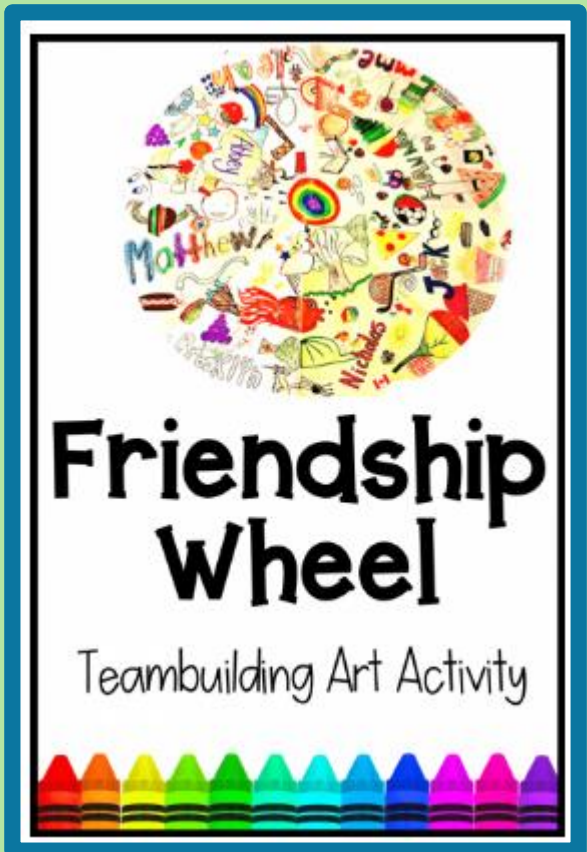
Hands On Teaching Ideas © 2024

# FRIENDSHIP WHEEL

## Group Art Project



For even more detailed instructions, click to read the blog post about this activity



# TERMS OF USE / CREDITS

Thank you for your purchase! By purchasing this resource, you are agreeing that the contents are the property of [Hands-on Teaching Ideas](http://teachingideas.ca/) and licensed to you only for classroom / personal use as a single user. I retain the copyright, and reserve all rights to this product. Make sure to visit my blog at <http://teachingideas.ca/>

## YOU MAY:

- Use free and purchased items for your own classroom students, or your own personal use.
- Reference this product in blog posts, at seminars, professional development, workshops, or other such venues, ONLY if both credit is given to myself as the author, and a link back to my blog is included in the presentation.
- Purchase licenses at a great discount for other teachers to use this resource.

## YOU MAY NOT:

- Claim this work as your own, alter the files in any way, or remove copyright / watermarks.
- Sell the files or combine them into another unit for sale / free.
- Post this document for sale / free elsewhere on the internet (this includes Google Doc links on blogs).
- Making copies of purchased items to share with others is strictly forbidden and is a violation of the TOU / law.

Thank you for abiding by universally accepted codes of professional ethics while using this product. If you encounter an issue with your file, notice an error, or are in any way experiencing a problem, please contact me and I will be more than happy to help sort it out. You can message me at [kelly@teachingideas.ca](mailto:kelly@teachingideas.ca)

Clipart and Font Created by:



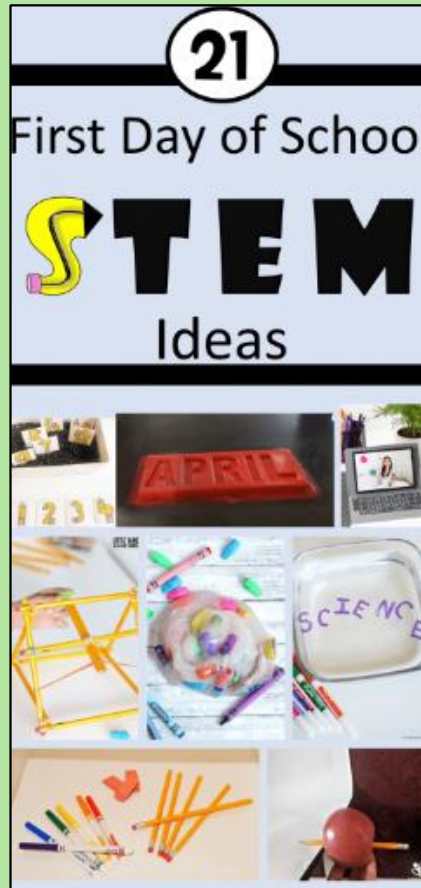
A Primary  
Kind of Life



Educlips

# More Back to School Resources

*Click image for more information*





# Friendship Wheel

## Group Art Project

Directions: Everyone will create one slice of the circle. Add your own pictures, words, colors, designs and your name. Include images that are special or represent you in some way.

As the people beside you create their slice, finish any pictures that lead onto your section, but turn them into something new that represents you. Try to fill all of your section.

Brainstorm some ideas for your slice below.

