

# St. Patrick's Day Scavenger Hunt Game

1

A fun St. Patrick's Day scavenger hunt, just for you!

Read each riddle carefully and look around the sink for your

4

Around the clock, seek your luck,

A day filled with Irish joy, don't get stuck!

Congratulations, all the riddles are done, This *St. Patrick's Day Scavenger Hunt* you have won!



\_\_\_\_\_ Name



\_\_\_\_\_ Date



You solved all the clues and completed the **ST. PATRICK'S DAY SCAVENGER HUNT**

3

For St. Patrick's

Near the trash bin is your next clue, but your hunt is not done.




green and mischievous creatures.

Check around where you leave your shoes and sneakers.



# CLICK FOR INSTRUCTIONS ON HOW TO SET UP AND USE THIS SCAVENGER HUNT

Click the Image




Thanks for downloading!  
YOU MAY ALSO LIKE...



Click image to view

Click Image



## TERMS OF USE

Thank you for purchasing! By downloading this resource, you are agreeing that the contents are the property of Hands-On Teaching Ideas and licensed to you only for personal/classroom use as a single user. I retain the copyright and reserve all rights to this product.

### YOU MAY:

- Use free and purchased items for your own personal or classroom use for your children/students.
- Reference this product in blog posts, at seminars, professional development, workshops, or other such venues, **ONLY** if both credit is given to myself as the author, and a link back to my blog at [teachingideas.ca](http://teachingideas.ca).
- Purchase licenses at a great discount for other people to use this resource.

### YOU MAY NOT:

- Claim this work as your own, alter the files in any way, or remove copyright / watermarks.
- Sell the files or combine them into another unit for sale / free.
- Post this document for sale / free elsewhere on the internet (this includes Google Doc links on blogs).
- Making copies of purchased items to share with others is strictly forbidden and is a violation of the TOU / law.

Thank you for abiding by universally accepted codes of professional ethics while using this product. If you encounter an issue with your file, notice an error, or are in any way experiencing a problem, please contact me and I will be more than happy to help sort it out. You can message me at [kelly@teachingideas.ca](mailto:kelly@teachingideas.ca)


# Clipart and Fonts Created by



Sticky Foot Studio



Educlips Clipart



Avenie Digital



A Primary Kind Of Life





# How to Use the Clue Cards

This scavenger Hunt is described in detail at [St. Patrick's Day Scavenger Hunt](#)

When setting up your activity follow the steps below:

1. Print the scavenger hunt cards.
2. Cut each page in half to create 2 clues/cards.
3. The first card is set somewhere players will easily see it or simply give it to players to start the game.
4. Each of the other cards are hidden around the area in a specific location. On the bottom of each card the place the card needs to be hidden is printed (upside down).
5. Hide the cards in each location. Make sure all cards are set in a safe place for players and supervise while they do the hunt.
6. Choose a prize or treat to place with the final clue.
7. Once you are fully set up, players follow the clue written on each page. Once they have a guess where each clue is leading them, they go to the location and look for their next clue.
8. Continue through until all the clue cards are found and players are led to the final prize/treat.
9. You can print the final certificate several times to give to each player along with their prize – or the certificate can be the prize!



1

A fun St. Patrick's Day scavenger hunt, just for you!

Read each riddle carefully and look around the sink for your first clue.



Visible in Room

teachingideas.ca © 2024

2

They're little, green and mischievous creatures.

Check around where you leave your shoes and sneakers.



teachingideas.ca © 2024

Sink

3

For St. Patrick's Day, join the fun,  
Near the trash bin is your next clue,  
but your hunt is not done.

Sneakers

teachingideas.ca © 2024



4

Around the clock, seek your luck,  
A day filled with Irish joy, don't get  
stuck!

teachingideas.ca © 2024

Garbage





5

Shamrocks, clovers and everything  
green,

A plant is where your next clue will  
be seen.



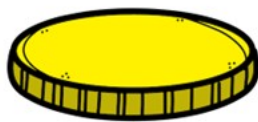
Clock

teachingideas.ca © 2024

6

You'd have to be fast to catch a  
leprechaun!

Quickly check around the books  
before your clue is gone!



teachingideas.ca © 2024

Plant

7

You can research all about St.  
Patrick's Day here.

Click the keys, move the mouse  
because your next clue is near.

Books

teachingideas.ca © 2024



8

A treasure awaits at the end of a  
rainbow,

Look around the window and maybe  
spot some gold that glows.



teachingideas.ca © 2024

Computer



Congratulations, all the riddles are done,  
This *St. Patrick's Day Scavenger Hunt* you have won!



---

Name



---

Date



You solved all the clues and completed the

**ST. PATRICK'S DAY SCAVENGER HUNT**

teachingideas.ca © 2024

Congratulations, all the riddles are done,  
This *St. Patrick's Day Scavenger Hunt* you have won!




---

Name



---

Date



You solved all the clues and completed the

**ST. PATRICK'S DAY SCAVENGER HUNT**

teachingideas.ca © 2024