

Winter

Scavenger Hunt Game

Congratulations, all the riddles are done,
This *Winter Scavenger Hunt* you have won!



_____ Name _____

_____ Date _____

You solved all the clues and completed the
WINTER SCAVENGER HUNT



7

Snowflakes falling all around,
Check a device that makes a ringing sound.



Congratulations, all the
This *Winter Scavenger*



_____ Name _____

3


A winter window frames a frosty scene,
Check the windows- there's lots of white to
be seen!



adult who started this Winter
Scavenger hunt with you,
Bring a special winter treat now that
you found your way through.


1

Welcome to your Winter Scavenger Hunt!
Stay warm and cozy indoors, it's time to explore.
When it's snowy and wet, take off your cold snowsuit,
Find your next clue where you store your warm boot!



2

A crunchy treat or a snowman's nose.
Search for a carrot in your home.



4

A place so cozy and warm, where pillows
and blankets meet,
Lying in the snow, lay your head
when your day is complete.



5

Your next location keeps things cold as ice,
Even a snowman would think this spot is nice.




6

These keep your hands warm all winter
through.
Check where your mittens are stored for
your next clue.



CLICK FOR INSTRUCTIONS
ON HOW TO SET UP AND
USE THIS SCAVENGER HUNT

Click the Image




Thanks for downloading!
YOU MAY ALSO LIKE...



WINTER STEM ACTIVITIES

Click Image



Click image to view



TERMS OF USE

Thank you for purchasing! By downloading this resource, you are agreeing that the contents are the property of Hands-On Teaching Ideas and licensed to you only for personal/classroom use as a single user. I retain the copyright and reserve all rights to this product.

YOU MAY:

- Use free and purchased items for your own personal or classroom use for your children/students.
- Reference this product in blog posts, at seminars, professional development, workshops, or other such venues, **ONLY** if both credit is given to myself as the author, and a link back to my blog at teachingideas.ca.
- Purchase licenses at a great discount for other people to use this resource.

YOU MAY NOT:

- Claim this work as your own, alter the files in any way, or remove copyright / watermarks.
- Sell the files or combine them into another unit for sale / free.
- Post this document for sale / free elsewhere on the internet (this includes Google Doc links on blogs).
- Making copies of purchased items to share with others is strictly forbidden and is a violation of the TOU / law.

Thank you for abiding by universally accepted codes of professional ethics while using this product. If you encounter an issue with your file, notice an error, or are in any way experiencing a problem, please contact me and I will be more than happy to help sort it out. You can message me at kelly@teachingideas.ca

Clipart and Fonts Created by



Jessica Fredrickson



Creative Clips



A Primary Kind Of Life



Educlips Clipart

How to Use the Clue Cards

This scavenger Hunt is described in detail at [Winter Scavenger Hunt](#)

When setting up your activity follow the steps below:

1. Print the scavenger hunt cards.
2. Cut each page in half to create 2 clues/cards.
3. The first card is set somewhere players will easily see it or simply give it to players to start the game.
4. Each of the other cards are hidden around the area in a specific location. On the bottom of each card the place the card needs to be hidden is printed (upside down).
5. Hide the cards in each location. Make sure all cards are set in a safe place for players and supervise while they do the hunt.
6. Choose a prize or treat to place with the final clue.
7. Once you are fully set up, players follow the clue written on each page. Once they have a guess where each clue is leading them, they go to the location and look for their next clue.
8. Continue through until all the clue cards are found and players are led to the final prize/treat.
9. You can print the final certificate several times to give to each player along with their prize – or the certificate can be the prize!

1

Welcome to your Winter Scavenger Hunt!
Stay warm and cozy indoors, it's time to explore.

When it's snowy and wet, take off your cold snowsuit,
Find your next clue where you store your warm boot!



Visible in Room

teachingideas.ca © 2024

2

A crunchy treat or a snowman's nose.
Search for a carrot in your home.




teachingideas.ca © 2024

Boots

3


A winter window frames a frosty scene,
Check the windows- there's lots of white to
be seen!



Carrot

teachingideas.ca © 2024

4



In a place so cozy and warm, where pillows
and blankets meet,
After playing in the snow, lay your head here
when your day is complete.

teachingideas.ca © 2024

Window

5

Your next location keeps things cold as ice,
Even a snowman would think this spot is nice.



peg

teachingideas.ca © 2024

6

These keep your hands warm all winter
through.
Check where your mittens are stored for
your next clue.



teachingideas.ca © 2024

Fridge/Freezer

7

Snowflakes falling all around,
Check a device that makes a ringing sound.



Mittens

teachingideas.ca © 2024

8

Find the adult who started this Winter
scavenger hunt with you.
They're holding a special winter treat now that
you've found your way through.



teachingideas.ca © 2024


Cell Phone

Congratulations, all the riddles are done,
This *Winter Scavenger Hunt* you have won!



Name

Date



You solved all the clues and completed the
WINTER SCAVENGER HUNT

teachingideas.ca © 2024

Congratulations, all the riddles are done,
This *Winter Scavenger Hunt* you have won!



Name

Date



You solved all the clues and completed the
WINTER SCAVENGER HUNT

teachingideas.ca © 2024