

ROLLER
COASTER STEM

Use the materials to create
your dream roller coaster.



ROLLER
COASTER STEM

Use the materials to create
your dream roller coaster.



ROLLER
COASTER STEM

Use the materials to create
your dream roller coaster.



ROLLER
COASTER STEM

Use the materials to create
your dream roller coaster.




ROLLER
COASTER STEM

Use the materials to create
your dream roller coaster.



Roller
Coaster
STEM
Activity

This activity is part of a 10 STEM activities program.
Click the **image** below for more information.



10 Activities + 10 Materials

STEM


Challenges

Material	Quantity
Uncooked spaghetti	10
Pop-it	1
Uncooked macaroni	10
Uncooked spaghetti	10
Pop-it	1
Uncooked spaghetti	10
Pop-it	1
Uncooked spaghetti	10
Pop-it	1
Uncooked spaghetti	10
Pop-it	1


To read the activity that goes along with the printable cards click the [image](#) below.




STEAM
activity

A photograph of a colorful paper roller coaster model. The model is constructed from strips of paper in various colors (pink, blue, yellow, red) and is mounted on a cardboard base. The tracks are curved and looped, resembling a roller coaster track. The background is a plain, light-colored wall.

**Create a
Roller Coaster**

A small circular logo with the text "Hands On Teaching Ideas" inside.

For more STEM activities for home or the classroom check out this collection of 45+ STEM Building Challenges. Click the image.



45+ **STEM**
Building
Challenges

TERMS OF USE / CREDITS

Thank You for your purchase! By purchasing this resource, you are agreeing that the contents are the property of [Hands-on Teaching Ideas](#) and licensed to you only for classroom / personal use as a single user. I retain the copyright, and reserve all rights to this product.

YOU MAY:

- Use free and purchased items for your own classroom students, or your own personal use.
- Reference this product in blog posts, at seminars, professional development, workshops, or other such venues, ONLY if both credit is given to myself as the author, and a link back to my blog is included in the presentation.
- Purchase licenses at a great discount for other teachers to use this resource.

YOU MAY NOT:

- Claim this work as your own, alter the files in any way, or remove copyright / watermarks.
- Sell the files or combine them into another unit for sale / free.
- Post this document for sale / free elsewhere on the internet (this includes Google Doc links on blogs).
- Making copies of purchased items to share with others is strictly forbidden and is a violation of the TOU / law.

Thank you for abiding by universally accepted codes of professional ethics while using this product. If you encounter an issue with your file, notice an error, or are in any way experiencing a problem, please contact me and I will be more than happy to help sort it out. You can message me at kelly@teachingideas.ca



A Primary
Kind of Life



2 Smart Chicks

Fonts and Clip Art Created by



Utahroots



Its Just Adam



Bunny On A Cloud


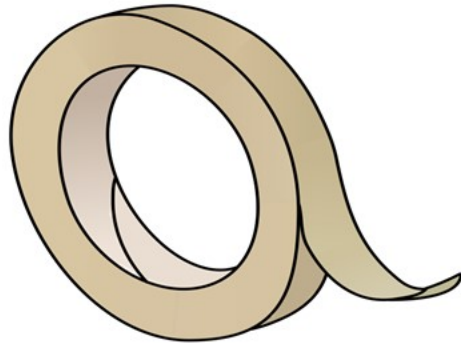
Sinwat
Intararak

ROLLER

COASTER

S T E M

Use the materials to create your dream roller coaster.


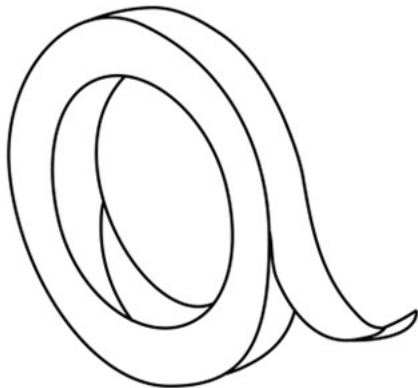


ROLLER

COASTER


S T E M

Use the materials to create your dream roller coaster.




ROLLER COASTER STEM

Use the materials to create your dream roller coaster.



ROLLER COASTER STEM

Use the materials to create your dream roller coaster.




ROLLER COASTER STEM

Use the materials to create your dream roller coaster.




ROLLER COASTER STEM

Use the materials to create your dream roller coaster.




ROLLER COASTER STEM

Use the materials to create your dream roller coaster.




ROLLER COASTER STEM

Use the materials to create your dream roller coaster.



ROLLER COASTER STEM

Use the materials to create your dream roller coaster.



ROLLER COASTER STEM

Use the materials to create your dream roller coaster.

