

THANKSGIVING

Classroom Scavenger Hunt Game

1

Welcome to a Thanksgiving Scavenger Hunt.
Check for your first clue by the door at the front.

Find what changes color and grows on trees.
Search for some colorful fall leaves.



© 2023



leaf

© 2023



family

© 2023

3

It says gobble gobble and has beautiful feathers,
You'll find one where you look outside
to see the fall weather.



© 2023

Thanksgiving this can often be found,

Turkey, stuffing and mashed potatoes
make for a great feast!

Check where you throw things out to
keep the classroom neat.



© 2023

7

Fall harvest, acorns and crunchy
leaves at your feet,
Check in the spot that your teacher
takes a seat.



© 2023



turkey

© 2023





pumpkin

© 2023

8

Pumpkin pie and thankful hearts,
Go to the classroom next door for the
final part.



© 2023



Another sure sign of fall this holiday
season are the apples, both red and
green.


Look in the place that you wash and get
your hands clean.



© 2023

CLICK FOR INSTRUCTIONS ON HOW TO SET UP AND USE THIS SCAVENGER HUNT


Click the Image



Thanks for downloading!
YOU MAY ALSO LIKE...



Click Image



Click image to view



TERMS OF USE

Thank you for purchasing! By downloading this resource, you are agreeing that the contents are the property of Hands-On Teaching Ideas and licensed to you only for personal/classroom use as a single user. I retain the copyright and reserve all rights to this product.


YOU MAY:

- Use free and purchased items for your own personal or classroom use for your children/students.
- Reference this product in blog posts, at seminars, professional development, workshops, or other such venues, **ONLY** if both credit is given to myself as the author, and a link back to my blog at teachingideas.ca.
- Purchase licenses at a great discount for other people to use this resource.

YOU MAY NOT:

- Claim this work as your own, alter the files in any way, or remove copyright / watermarks.
- Sell the files or combine them into another unit for sale / free.
- Post this document for sale / free elsewhere on the internet (this includes Google Doc links on blogs).
- Making copies of purchased items to share with others is strictly forbidden and is a violation of the TOU / law.

Thank you for abiding by universally accepted codes of professional ethics while using this product. If you encounter an issue with your file, notice an error, or are in any way experiencing a problem, please contact me and I will be more than happy to help sort it out. You can message me at kelly@teachingideas.ca



Clipart and Fonts Created by



Prince Padania



A Primary Kind Of Life



Educlips
Clipart



Heidi Babin

How to Use the Clue Cards

This scavenger Hunt is described in detail at [Free Classroom Thanksgiving Scavenger Hunt](#)

When setting up your activity follow the steps below:

1. Print the scavenger hunt cards.
2. Cut each page in half to create 2 clues/cards.
3. The first card is set somewhere players will easily see it or simply give it to players to start the game.
4. Each of the other cards are hidden around the area in a specific location. On the bottom of each card the place the card needs to be hidden is printed (upside down).
5. Hide the cards in each location. You can also place the picture/word card with each riddle. The matching picture is also on the riddle card, but you can use both in the classroom (similar to a Write the Room activity.) Make sure all cards are set in a safe place for players and supervise while they do the hunt.
6. Choose a prize or treat to place with the final clue.
7. Once you are fully set up, players follow the clue written on each page. Once they have a guess where each clue is leading them, they go to the location and look for their next clue.
8. Continue through until all the clue cards are found and players are led to the final prize/treat.
9. You can print the final certificate several times to give to each player along with their prize – or the certificate can be the prize!



1

Welcome to a Thanksgiving Scavenger Hunt.
Check for your first clue by the door at the
front.

Find what changes color and grows on trees,
Search for some colorful fall leaves.



teachingideas.ca © 2023

Visible in Room

2

You can celebrate the day with family
and friends,

Your next clue is where your
bookshelf ends.



teachingideas.ca © 2023

Front Door

3

It says gobble gobble and has beautiful
feathers,

You'll find one where you look outside
to see the fall weather.




Corner/End of a Bookshelf

teachingideas.ca © 2023

4

On Thanksgiving this can often be
found,

It's with the arts and craft supplies and
it's big, orange and round!



teachingideas.ca © 2023

Window

5

Turkey, stuffing and mashed potatoes
make for a great feast!

Check where you throw things out to
keep the classroom neat.



teachingideas.ca © 2023

Arts and craft supplies

6

Another sure sign of fall this holiday
season are the apples, both red and
green.

Look in the place that you wash and get
your hands clean.




teachingideas.ca © 2023

Garbage

7

Fall harvest, acorns and crunchy
leaves at your feet,

Check in the spot that your teacher
takes a seat.




SinkWashroom

teachingideas.ca © 2023

8

Pumpkin pie and thankful hearts,

Go to the classroom next door for the
final part.



Teacher Chair

teachingideas.ca © 2023

Congratulations, all the riddles are done,
This *Thanksgiving Scavenger Hunt* you have won!



Name



Date

You solved all the clues and completed the
THANKSGIVING SCAVENGER HUNT

teachingideas.ca © 2023

Congratulations, all the riddles are done,
This *Thanksgiving Scavenger Hunt* you have won!




Name



Date

You solved all the clues and completed the
THANKSGIVING SCAVENGER HUNT

teachingideas.ca © 2023




leaf

teachingideas.ca © 2023



family

teachingideas.ca © 2023



turkey

teachingideas.ca © 2023




pumpkin

teachingideas.ca © 2023



feast

teachingideas.ca © 2023




apple

teachingideas.ca © 2023



acorn

teachingideas.ca © 2023



pie

teachingideas.ca © 2023

Thanksgiving

Scavenger hunt

1. _____

2. _____

3. _____

4. _____

5. _____

6. _____

7. _____

8. _____

