

Christmas


Scavenger Hunt Game



1

It's time for a Christmas scavenger hunt game!
There is a prize at the end for you to claim.

Start in a cozy corner
where stockings are strung.
Look inside with care, for
am



4

They keep your hands warm when the
snow starts to fall.

Check where the mittens
and hats are stored, in a
basket or maybe the hall.



3

Grab a warm blanket and fluffy pillow,
it's time to go.

Check where you curl up
to watch a holiday
movie or show.




Stockings

© 2023



CLICK FOR INSTRUCTIONS
ON HOW TO SET UP AND
USE THIS SCAVENGER HUNT


Click the Image



Thanks for downloading!
YOU MAY ALSO LIKE...



Click Image



Click image to view



TERMS OF USE

Thank you for purchasing! By downloading this resource, you are agreeing that the contents are the property of Hands-On Teaching Ideas and licensed to you only for personal/classroom use as a single user. I retain the copyright and reserve all rights to this product.

YOU MAY:

- Use free and purchased items for your own personal or classroom use for your children/students.
- Reference this product in blog posts, at seminars, professional development, workshops, or other such venues, **ONLY** if both credit is given to myself as the author, and a link back to my blog at teachingideas.ca.
- Purchase licenses at a great discount for other people to use this resource.

YOU MAY NOT:

- Claim this work as your own, alter the files in any way, or remove copyright / watermarks.
- Sell the files or combine them into another unit for sale / free.
- Post this document for sale / free elsewhere on the internet (this includes Google Doc links on blogs).
- Making copies of purchased items to share with others is strictly forbidden and is a violation of the TOU / law.

Thank you for abiding by universally accepted codes of professional ethics while using this product. If you encounter an issue with your file, notice an error, or are in any way experiencing a problem, please contact me and I will be more than happy to help sort it out. You can message me at kelly@teachingideas.ca



Clipart and Fonts Created by



Old Cauldron Design



A Primary Kind Of Life




Educlips Clipart

How to Use the Clue Cards

This scavenger Hunt is described in detail at [Free Christmas Scavenger Hunt](#)

When setting up your activity follow the steps below:

1. Print the scavenger hunt cards.
2. Cut each page in half to create 2 clues/cards.
3. The first card is set somewhere players will easily see it or simply give it to players to start the game.
4. Each of the other cards are hidden around the area in a specific location. On the bottom of each card the place the card needs to be hidden is printed (upside down).
5. Hide the cards in each location. Make sure all cards are set in a safe place for players and supervise while they do the hunt.
6. Choose a prize or treat to place with the final clue.
7. Once you are fully set up, players follow the clue written on each page. Once they have a guess where each clue is leading them, they go to the location and look for their next clue.
8. Continue through until all the clue cards are found and players are led to the final prize/treat.
9. You can print the final certificate several times to give to each player along with their prize – or the certificate can be the prize!



1

It's time for a Christmas scavenger hunt game!
There is a prize at the end for you to claim.

Start in a cozy corner
where stockings are strung.
Look inside with care, for
a clue among,



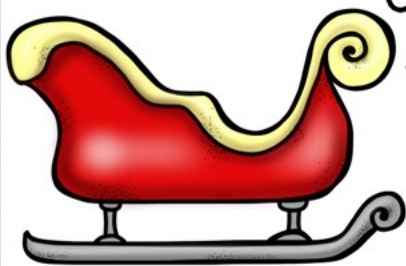
Visible in Room

teachingideas.ca © 2023

2

Imagine the magic in Santa's toy shop
and his sleigh,

Go to your own
collection of toys
where you play.




teachingideas.ca © 2023

Stockings

3

Grab a warm blanket and fluffy pillow,
it's time to go.



Check where you curl up
to watch a holiday
movie or show.

teachingideas.ca © 2023

sloj

4

They keep your hands warm when the
snow starts to fall.



Check where the mittens
and hats are stored, in a
basket or maybe the hall.

teachingideas.ca © 2023

Couch

5

Clementines and cranberries as red as
Santa's suit,



You'll find your next clue
where you store your fruit.

teachingideas.ca © 2023

Mittens

6

It's green and tall with lights and
presents placed under,



Look all around your
Christmas tree, it's a
magical sight
of wonder.

teachingideas.ca © 2023

Fruit

7

They're cute and little and come out
this time of year,



Check all around
an adorable elf, go quickly,
the end of this
game is near.

teachingideas.ca © 2023

Christmas Tree

8

Your final clue is hidden where you lay
your head each night to sleep,



On Christmas Eve a
special visitor will come,
but he won't
make a peep.

teachingideas.ca © 2023

JF

Congratulations, all the riddles are done,
This *Christmas Scavenger Hunt* you have won!



Name



Date

You solved all the clues and completed the
CHRISTMAS SCAVENGER HUNT

teachingideas.ca © 2023

Congratulations, all the riddles are done,
This *Christmas Scavenger Hunt* you have won!



Name



Date

You solved all the clues and completed the
CHRISTMAS SCAVENGER HUNT

teachingideas.ca © 2023