
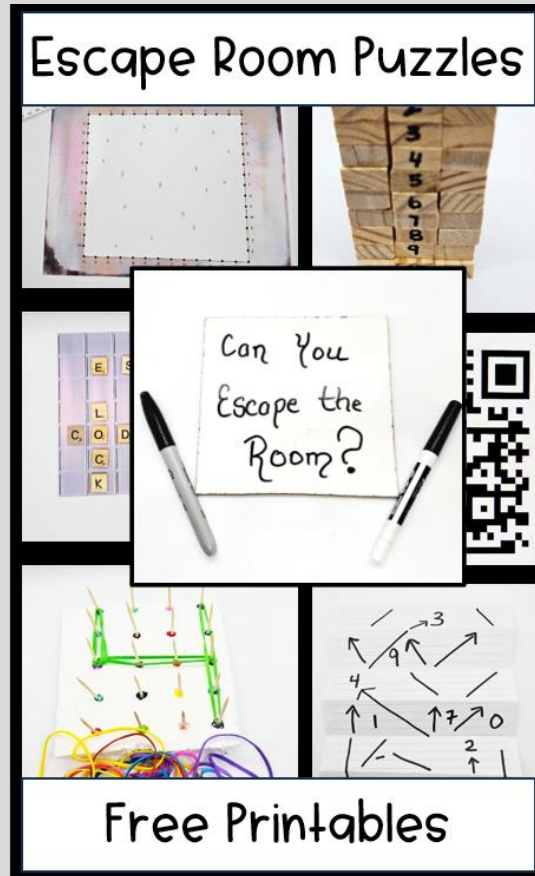



BUILD YOUR  
OWN  
ESCAPE ROOM



This activity based on the **Build Your Own Escape Room** activity. Click the [image](#) below for more information.



# TERMS OF USE / CREDITS

**Thank You** for your purchase! By purchasing this resource, you are agreeing that the contents are the property of [Hands-on Teaching Ideas](#) and licensed to you only for classroom / personal use as a single user. I retain the copyright, and reserve all rights to this product.

## YOU MAY:

- Use free and purchased items for your own classroom students, or your own personal use.
- Reference this product in blog posts, at seminars, professional development, workshops, or other such venues, **ONLY** if both credit is given to myself as the author, and a link back to my blog is included in the presentation.
- Purchase licenses at a great discount for other teachers to use this resource.

## YOU MAY NOT:

- Claim this work as your own, alter the files in any way, or remove copyright / watermarks.
- Sell the files or combine them into another unit for sale / free.
- Post this document for sale / free elsewhere on the internet (this includes Google Doc links on blogs).
- Making copies of purchased items to share with others is strictly forbidden and is a violation of the TOU / law.

Thank you for abiding by universally accepted codes of professional ethics while using this product. If you encounter an issue with your file, notice an error, or are in any way experiencing a problem, please contact me and I will be more than happy to help sort it out. You can message me at [kelly@teachingideas.ca](mailto:kelly@teachingideas.ca)

## **Fonts and Clip Art Created by**



