

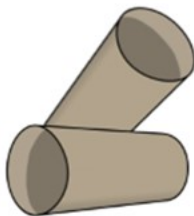
PAPER TOWER STEM

Create a tower with the materials that is tall and can stand freely.



PAPER TOWER STEM

Create a tower with the materials that is tall and can stand freely.



Add an object on top.
Can it hold the weight?



Paper
Tower
STEM
Activity

This activity is part of a 10 STEM activities program.
Click the **image** below for more information.




10 Activities + 10 Materials

S T E M


Challenges

Activity	Material
1. Build a Tower	1. Wooden Blocks
2. Build a Bridge	2. Wooden Blocks
3. Build a Boat	3. Wooden Blocks
4. Build a House	4. Wooden Blocks
5. Build a Castle	5. Wooden Blocks
6. Build a Pyramid	6. Wooden Blocks
7. Build a Spire	7. Wooden Blocks
8. Build a Tower	8. Wooden Blocks
9. Build a Bridge	9. Wooden Blocks
10. Build a Boat	10. Wooden Blocks

To read the activity that goes along with the printable cards click the [image](#) below.



For more STEM activities for home or the classroom check out this collection of 45+ STEM Building Challenges. Click the image.



A central graphic with a light blue border. At the top, there are three small images: hands building with colorful beads, a structure made of sticks and string, and a drawing of a structure on a white sheet. Below these is a white rectangular box with a black border. On the left side of this box is a green circle containing the text '45+'. To the right of the circle, the text 'STEM Building Challenges' is written in a large, bold, black font. Below the white box are nine more small images arranged in a 3x3 grid, showing various structures: a colorful tower, a brown house-like structure, a white tower, a geometric structure, a structure with white cups, a structure with a can, a boat-like structure, a structure with cardboard tubes, and a structure with string and beads. In the bottom right corner of the grid is a small blue circular logo with the text 'Hands On Teaching Ideas'.

TERMS OF USE / CREDITS

Thank You for your purchase! By purchasing this resource, you are agreeing that the contents are the property of [Hands-on Teaching Ideas](#) and licensed to you only for classroom / personal use as a single user. I retain the copyright, and reserve all rights to this product.

YOU MAY:

- Use free and purchased items for your own classroom students, or your own personal use.
- Reference this product in blog posts, at seminars, professional development, workshops, or other such venues, ONLY if both credit is given to myself as the author, and a link back to my blog is included in the presentation.
- Purchase licenses at a great discount for other teachers to use this resource.

YOU MAY NOT:

- Claim this work as your own, alter the files in any way, or remove copyright / watermarks.
- Sell the files or combine them into another unit for sale / free.
- Post this document for sale / free elsewhere on the internet (this includes Google Doc links on blogs).
- Making copies of purchased items to share with others is strictly forbidden and is a violation of the TOU / law.

Thank you for abiding by universally accepted codes of professional ethics while using this product. If you encounter an issue with your file, notice an error, or are in any way experiencing a problem, please contact me and I will be more than happy to help sort it out. You can message me at kelly@teachingideas.ca



A Primary
Kind of Life



2 Smart Chicks

Fonts and Clip Art Created by



Utahroots

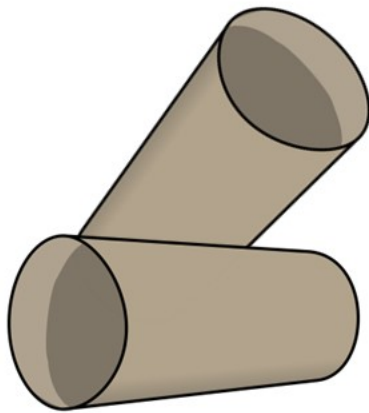


Its Just Adam

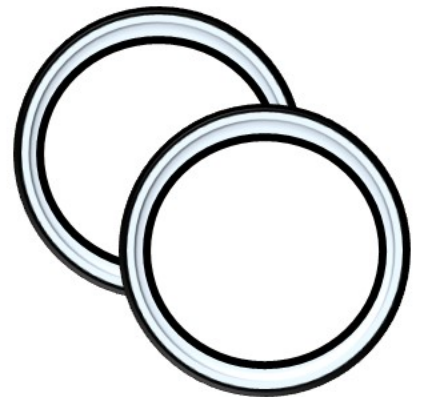
Sinwat
Intararak

PAPER TOWER STEM

Create a tower with the materials that is tall and can stand freely.

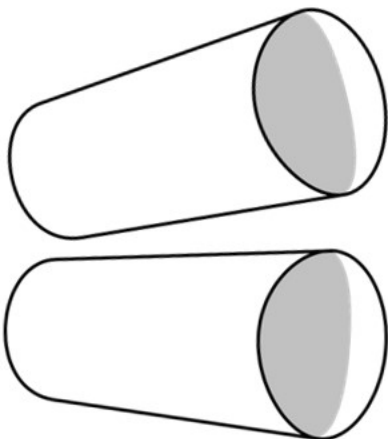


Add an object on top.
Can it hold the weight?



PAPER TOWER SYSTEM

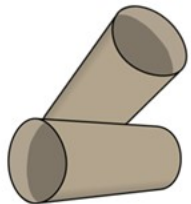
Create a tower with the materials that is tall and can stand freely.



Add an object on top.
Can it hold the weight?

PAPER TOWER STEM

Create a tower with the materials that is tall and can stand freely.




Add an object on top.
Can it hold the weight?



Hands On Teaching Ideas © 2023

PAPER TOWER STEM

Create a tower with the materials that is tall and can stand freely.



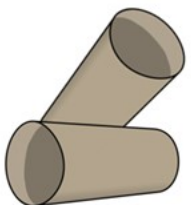
Add an object on top.
Can it hold the weight?



Hands On Teaching Ideas © 2023

PAPER TOWER STEM

Create a tower with the materials that is tall and can stand freely.




Add an object on top.
Can it hold the weight?



Hands On Teaching Ideas © 2023

PAPER TOWER STEM

Create a tower with the materials that is tall and can stand freely.



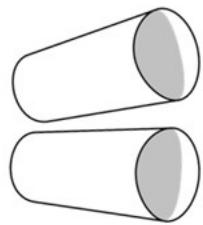
Add an object on top.
Can it hold the weight?



Hands On Teaching Ideas © 2023

PAPER TOWER STEM

Create a tower with the materials that is tall and can



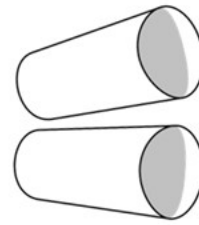
stand freely.



Add an object on top.
Can it hold the weight?

PAPER TOWER STEM

Create a tower with the materials that is tall and can



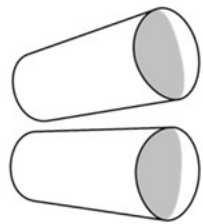
stand freely.



Add an object on top.
Can it hold the weight?

PAPER TOWER STEM

Create a tower with the materials that is tall and can



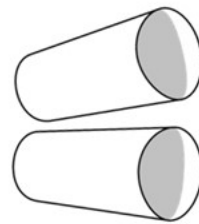
stand freely.



Add an object on top.
Can it hold the weight?

PAPER TOWER STEM

Create a tower with the materials that is tall and can



stand freely.



Add an object on top.
Can it hold the weight?