

# BLOCK STEM

Use the blocks to build each of the following:

- A Car
- Your Name
- A Boat
- A Staircase
- Something Tall
- A Person
- A Bridge
- A Table



# BLOCK STEM

Use the blocks to build each of the following:

- A Car
- Your Name
- A Boat
- A Staircase
- Something Tall
- A Person
- A Bridge
- A Table



Hands On Teaching Ideas © 2023

# Block

# STEM

# Activity

To read the activity that goes along with the printable cards click the [image](#) below.



[Building Block STEM Challenge](#)

# Follow along with the 10 Sessions of STEM with 10 Materials.




10 Activities + 10 Materials

# STEM

Challenges

SATURDAY STEM	
<input checked="" type="checkbox"/> Large Craft Sticks	<input type="checkbox"/>
<input checked="" type="checkbox"/> Paper Sticks	<input type="checkbox"/>
<input checked="" type="checkbox"/> Paper Strips	<input type="checkbox"/>
<input checked="" type="checkbox"/> Straws	<input type="checkbox"/>
<input checked="" type="checkbox"/> Construction Paper	<input type="checkbox"/>
<input checked="" type="checkbox"/> Clothes Pins	<input type="checkbox"/>
<input checked="" type="checkbox"/> Paper Plates	<input type="checkbox"/>
<input checked="" type="checkbox"/> Plastic Cups	<input type="checkbox"/>
<input checked="" type="checkbox"/> LEGOs	<input type="checkbox"/>
<input checked="" type="checkbox"/> Tape	<input type="checkbox"/>

For more STEM activities for home or the classroom check out this collection of 45+ STEM Building Challenges. Click the image.



**45+** **STEM**  
Building  
Challenges

# TERMS OF USE / CREDITS

**Thank You** for your purchase! By purchasing this resource, you are agreeing that the contents are the property of [Hands-on Teaching Ideas](#) and licensed to you only for classroom / personal use as a single user. I retain the copyright, and reserve all rights to this product.

## YOU MAY:

- Use free and purchased items for your own classroom students, or your own personal use.
- Reference this product in blog posts, at seminars, professional development, workshops, or other such venues, ONLY if both credit is given to myself as the author, and a link back to my blog is included in the presentation.
- Purchase licenses at a great discount for other teachers to use this resource.

## YOU MAY NOT:

- Claim this work as your own, alter the files in any way, or remove copyright / watermarks.
- Sell the files or combine them into another unit for sale / free.
- Post this document for sale / free elsewhere on the internet (this includes Google Doc links on blogs).
- Making copies of purchased items to share with others is strictly forbidden and is a violation of the TOU / law.

Thank you for abiding by universally accepted codes of professional ethics while using this product. If you encounter an issue with your file, notice an error, or are in any way experiencing a problem, please contact me and I will be more than happy to help sort it out. You can message me at [kelly@teachingideas.ca](mailto:kelly@teachingideas.ca)



A Primary  
Kind of Life



2 Smart Chicks

## Fonts and Clip Art Created by



Utahroots




Its Just  
Adam

Sinwat Intararak

# BLOCK SYSTEM

Use the blocks to build each of the following:

- A Car
- Your Name
- A Boat
- A Staircase
- Something Tall
- A Person
- A Bridge
- A Table

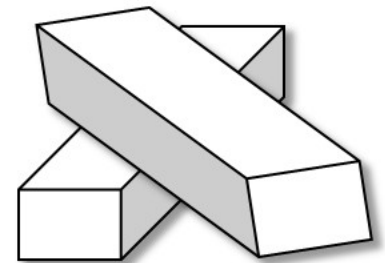
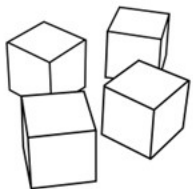


# BLOCK

# S T E M

Use the blocks to build each of the following:

- A Car
- Your Name
- A Boat
- A Staircase
- Something Tall
- A Person
- A Bridge
- A Table



# BLOCK STEM

Use the blocks to build each of the following:

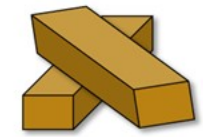
- A Car
- Your Name
- A Boat
- A Staircase
- Something Tall
- A Person
- A Bridge
- A Table



# BLOCK STEM

Use the blocks to build each of the following:

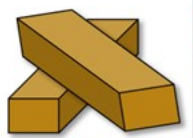
- A Car
- Your Name
- A Boat
- A Staircase
- Something Tall
- A Person
- A Bridge
- A Table



# BLOCK STEM

Use the blocks to build each of the following:


- A Car
- Your Name
- A Boat
- A Staircase
- Something Tall
- A Person
- A Bridge
- A Table



# BLOCK STEM

Use the blocks to build each of the following:

- A Car
- Your Name
- A Boat
- A Staircase
- Something Tall
- A Person
- A Bridge
- A Table

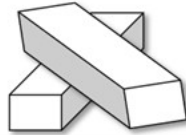




# BLOCK STEM

Use the blocks to build each of the following:

- A Car
- Your Name
- A Boat
- A Staircase
- Something Tall
- A Person
- A Bridge
- A Table

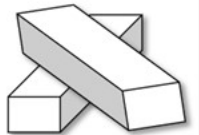


Hands On Teaching Ideas © 2023

# BLOCK STEM

Use the blocks to build each of the following:

- A Car
- Your Name
- A Boat
- A Staircase
- Something Tall
- A Person
- A Bridge
- A Table

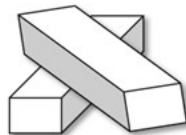


Hands On Teaching Ideas © 2023

# BLOCK STEM

Use the blocks to build each of the following:

- A Car
- Your Name
- A Boat
- A Staircase
- Something Tall
- A Person
- A Bridge
- A Table

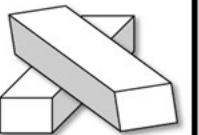


Hands On Teaching Ideas © 2023

# BLOCK STEM

Use the blocks to build each of the following:

- A Car
- Your Name
- A Boat
- A Staircase
- Something Tall
- A Person
- A Bridge
- A Table



Hands On Teaching Ideas © 2023

# BLOCK STEM

Use the blocks to build the following:

## A CAR




Hands On Teaching Ideas © 2023

# BLOCK STEM

Use the blocks to build the following:

## YOUR NAME



Hands On Teaching Ideas © 2023

# BLOCK STEM

Use the blocks to build the following:

## A BOAT




Hands On Teaching Ideas © 2023

# BLOCK STEM

Use the blocks to build the following:

## A STAIRCASE



Hands On Teaching Ideas © 2023

# BLOCK STEM

Use the blocks to build the following:

## SOMETHING TALL




Hands On Teaching Ideas © 2023

# BLOCK STEM

Use the blocks to build the following:

## A PERSON



Hands On Teaching Ideas © 2023

# BLOCK STEM

Use the blocks to build the following:

## A BRIDGE

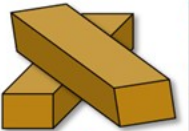


Hands On Teaching Ideas © 2023

# BLOCK STEM

Use the blocks to build the following:

## A TABLE

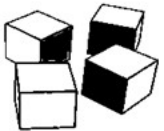


Hands On Teaching Ideas © 2023

# BLOCK STEM

Use the blocks to build the following:

## A CAR

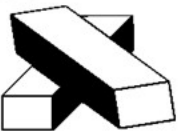
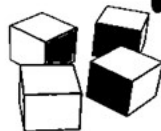


Hands On Teaching Ideas © 2023

# BLOCK STEM

Use the blocks to build the following:

## YOUR NAME

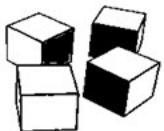


Hands On Teaching Ideas © 2023

# BLOCK STEM

Use the blocks to build the following:

## A BOAT

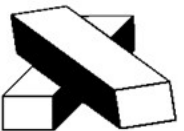
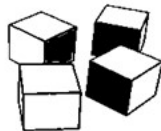


Hands On Teaching Ideas © 2023

# BLOCK STEM

Use the blocks to build the following:

## A STAIRCASE

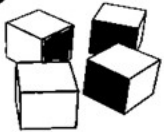


Hands On Teaching Ideas © 2023

# BLOCK STEM

Use the blocks to build the following:

## SOMETHING TALL

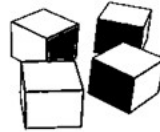


Hands On Teaching Ideas © 2023

# BLOCK STEM

Use the blocks to build the following:

## A PERSON

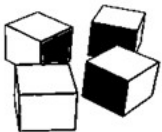


Hands On Teaching Ideas © 2023

# BLOCK STEM

Use the blocks to build the following:

## A BRIDGE

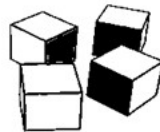


Hands On Teaching Ideas © 2023

# BLOCK STEM

Use the blocks to build the following:

## A TABLE



Hands On Teaching Ideas © 2023