

# ESCAPE ROOM GAME

For Young Children

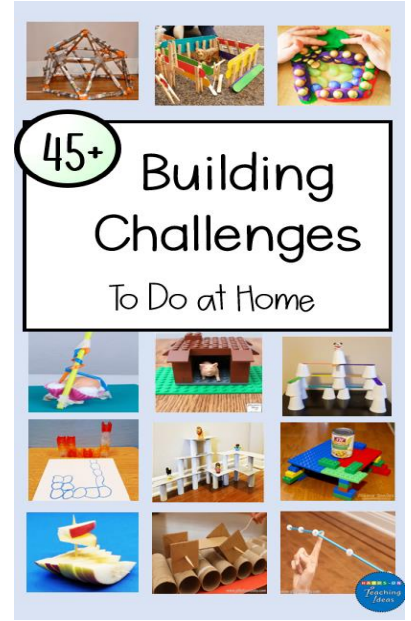


# YOU MAY ALSO LIKE...




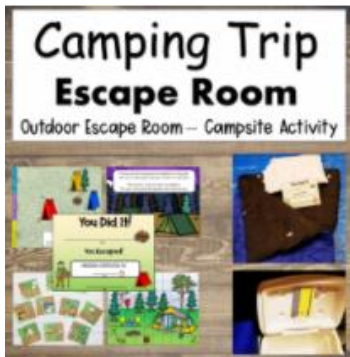
Activities on the Blog [Click image to view](#)



**40**  
**ESCAPE ROOM**  
PUZZLES  
For Home



Printable Products – Visit “Shop” on [teachingideas.ca](https://www.teachingideas.ca)



# TERMS OF USE

Thank you for purchasing! By downloading this resource, you are agreeing that the contents are the property of Hands-On Teaching Ideas and licensed to you only for personal/classroom use as a single user. I retain the copyright and reserve all rights to this product.

## YOU MAY:

- Use free and purchased items for your own personal or classroom use for your children/students.
- Reference this product in blog posts, at seminars, professional development, workshops, or other such venues, ONLY if both credit is given to myself as the author, and a link back to my blog at [teachingideas.ca](http://teachingideas.ca).
- Purchase licenses at a great discount for other people to use this resource.

## YOU MAY NOT:

- Claim this work as your own, alter the files in any way, or remove copyright / watermarks.
- Sell the files or combine them into another unit for sale / free.
- Post this document for sale / free elsewhere on the internet (this includes Google Doc links on blogs).
- Making copies of purchased items to share with others is strictly forbidden and is a violation of the TOU / law.

Thank you for abiding by universally accepted codes of professional ethics while using this product. If you encounter an issue with your file, notice an error, or are in any way experiencing a problem, please contact me and I will be more than happy to help sort it out. You can message me at [kelly@teachingideas.ca](mailto:kelly@teachingideas.ca)

## Clipart and Fonts Created by



A Primary Kind of Life



2 Smart Chicks



Laine Sutherland Designs




EduClips Clipart



Krista Wallden Creative Clips



The printables below are intended to be used with the **Easy Escape Room Game**. For full activity description, and how to use the printables, click below.



[Free Printable Escape Room for Young Kids](#)

A collage of images showcasing the 'Easy Escape Room Game' for young kids. At the top, a yellow banner reads 'Free Printable'. Below this, the words 'Escape Room' are written in a large, bold, black font. The collage includes: a hand placing puzzle pieces numbered 2 through 12; a wooden board with colorful numbered cards (1-12) and a blue circular marker; a maze with a path highlighted in blue; a grid of numbered cards; and a 'Hello' card with instructions: 'I have a game for you to play. It will be so much fun to do today! Take a puzzle and a number you like. Open the numbers carefully and you'll be off to work! If the final number opens the lock, then you've won the game and got what's on the box. Work hard and good luck for you. We'll be a number to meet this letter to get you out of here!'. At the bottom, another yellow banner reads 'For Young Kids'.

# Hello

I have a game for you to play.




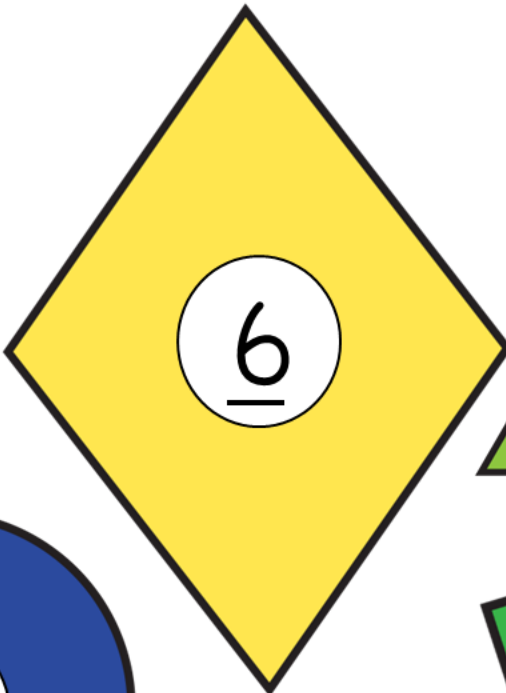

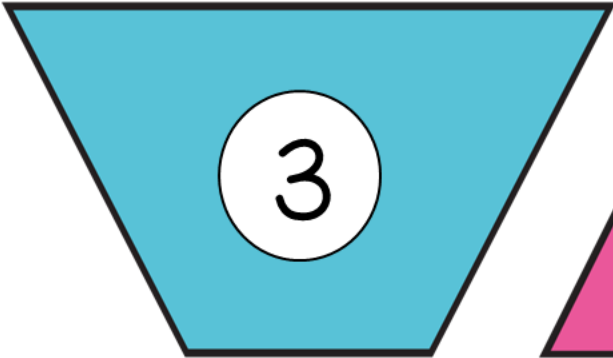


It will be so much fun to do today!

Solve a puzzle and a number you'll get,  
Open that numbers envelope and you'll be all set!

If the final number opens the lock  
Then you've won the game and get what's in the box.

Work hard and good luck to you,

There's a number all over this letter to get you started too!



The sentences below describe one final picture card.  
Eliminate the other cards and be left with your next number.

The final card does not have a flower.

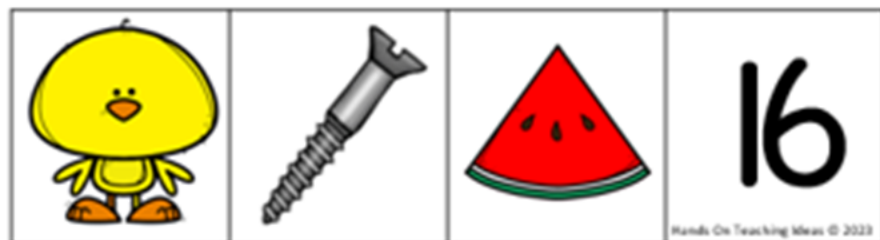

The final card does not have a leaf or tree.

The final card does not have a frog.

The final card does not have a person.

The final card does not have anything to eat.


Hands On Teaching Ideas © 2023



Hands On Teaching Ideas © 2023



5



12



17



3



1



6



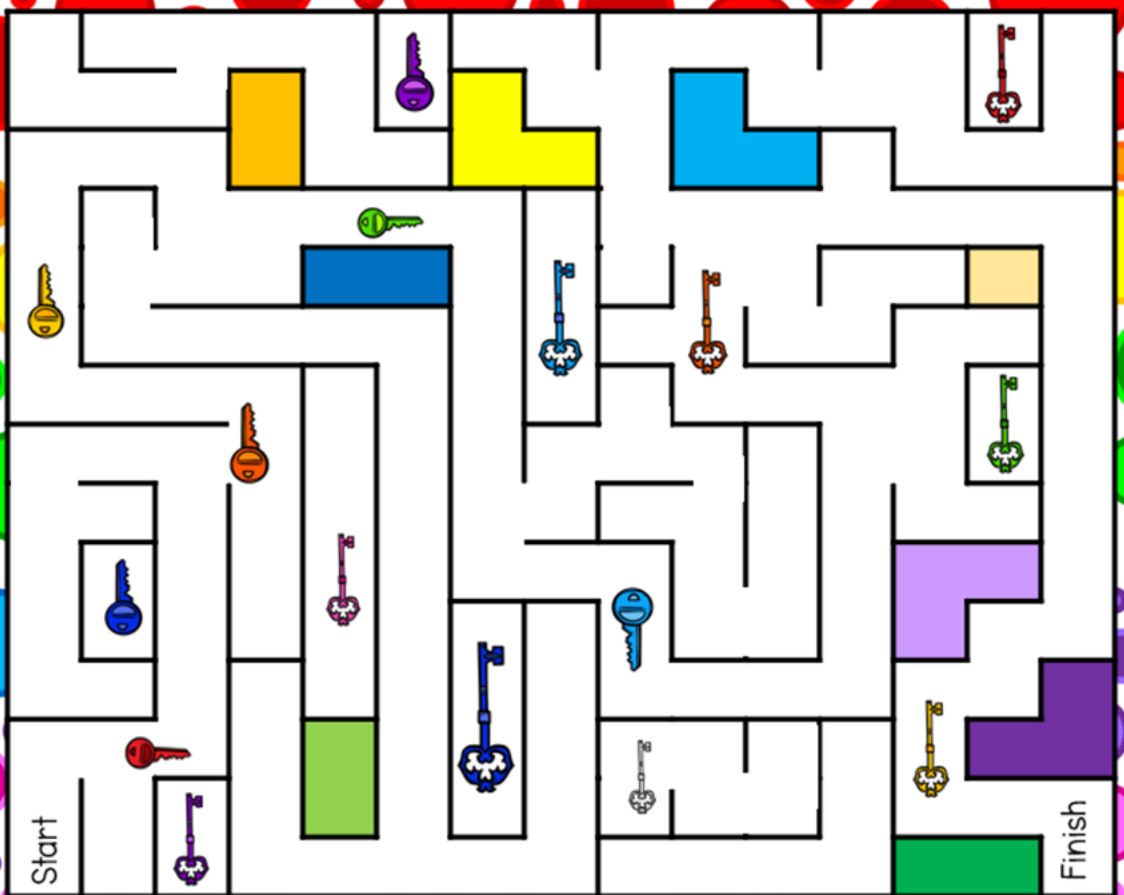
9






Find each of the words and then color in black all of the left over letters.

p	u	z	z	l	e	a
b	a	g	m	k	i	n
o	c	o	d	e	p	s
x	m	a	z	e	u	w
g	j	t	o	s	b	e
a	c	l	u	e	h	r
m	l	o	c	k	o	k
e	f	s	e	r	n	e
e	s	c	a	p	e	y

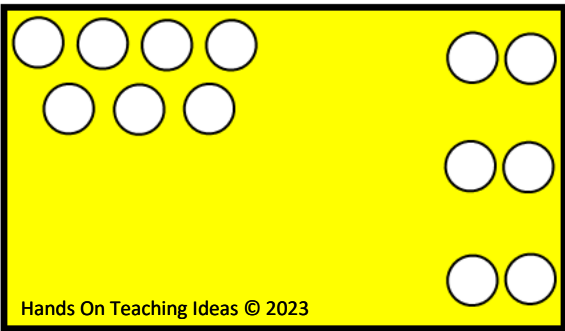
- key
- answer
- lock
- box
- puzzle
- clue
- game
- escape
- code
- maze



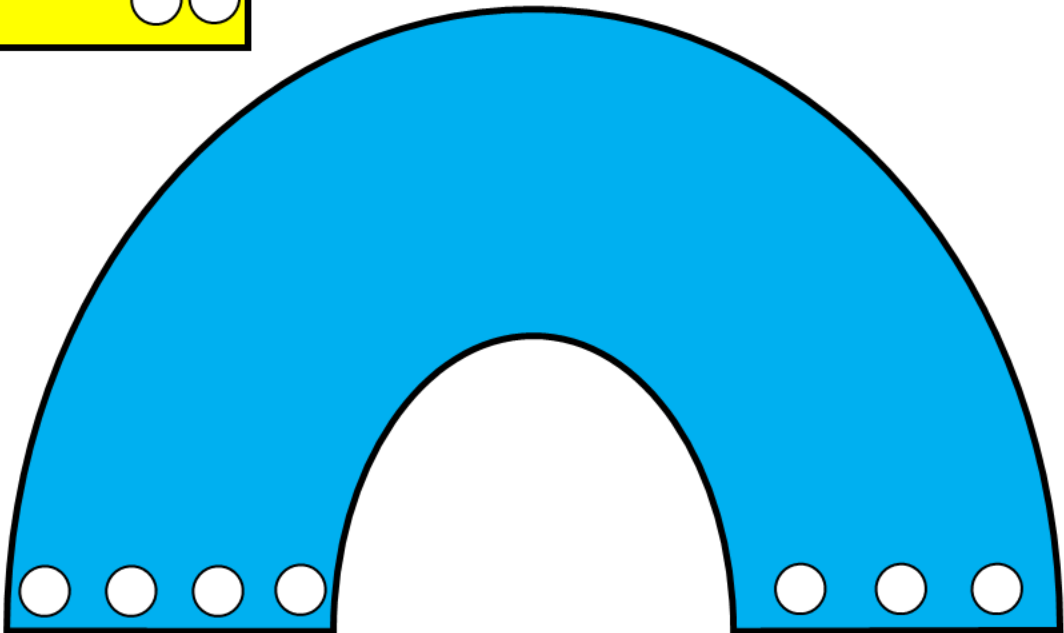
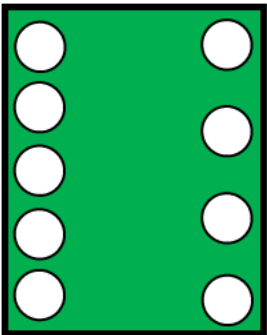
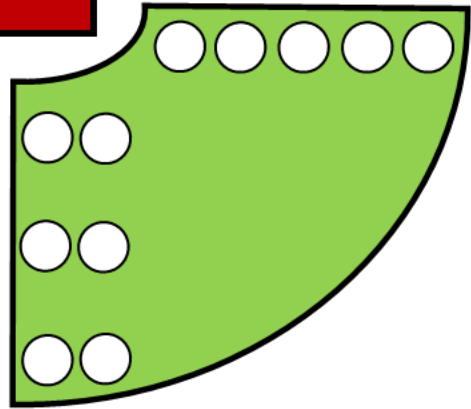
Find your way through the maze. Count the keys you pass through.



Match and line up the dots that show the same number.



Hands On Teaching Ideas © 2023



2

3

6

12


10

8

11

16

16



Sorry,  
try  
again.

Sorry,  
try  
again.

Sorry,  
try  
again.

Sorry,  
try  
again.

Sorry,  
try  
again.

Sorry,  
try  
again.



Sorry,  
try  
again.

Sorry,  
try  
again.

Sorry,  
try  
again.

Sorry,  
try  
again.

You got it!  
The final code



is \_\_\_\_\_



# YOU DID IT!

---

name

## YOU ESCAPED!

Mission Completed In

---

time



---

date



# YOU DID IT!

name \_\_\_\_\_

## YOU ESCAPED!

Mission Completed In

\_\_\_\_\_ time



\_\_\_\_\_ date

Hands On Teaching Ideas © 2023

# YOU DID IT!

name \_\_\_\_\_

## YOU ESCAPED!

Mission Completed In

\_\_\_\_\_ time



\_\_\_\_\_ date

Hands On Teaching Ideas © 2023