

Happy Easter

SCAVENGER HUNT

Welcome to your Easter
scavenger hunt.

Start by checking the
main door at the

1

Follow all of the

Take a peek at the
shoes

2

Go to the place where
you eat dinner.

Find this spot and you'll
be the winner!

10

Happy Easter

You did it!
You followed all of the clues and finished
Easter scavenger hunt.

Have an **EGG-str** special day!



You can find your next
clue at the spot
where you keep all your
food cold, not hot.

6

Use this to change
channels on the t.v.


This clue should
be simple and easy.

7



CLICK FOR INSTRUCTIONS ON HOW TO SET UP AND USE THESE PRINTABLES

Click the Image



TERMS OF USE

Thank you for purchasing! By downloading this resource, you are agreeing that the contents are the property of Hands-On Teaching Ideas and licensed to you only for personal/classroom use as a single user. I retain the copyright and reserve all rights to this product.

YOU MAY:

- ☐ Use free and purchased items for your own personal or classroom use for your children/students.
- ☐ Reference this product in blog posts, at seminars, professional development, workshops, or other such venues, **ONLY** if both credit is given to myself as the author, and a link back to my blog at teachingideas.ca.
- ☐ Purchase licenses at a great discount for other people to use this resource.

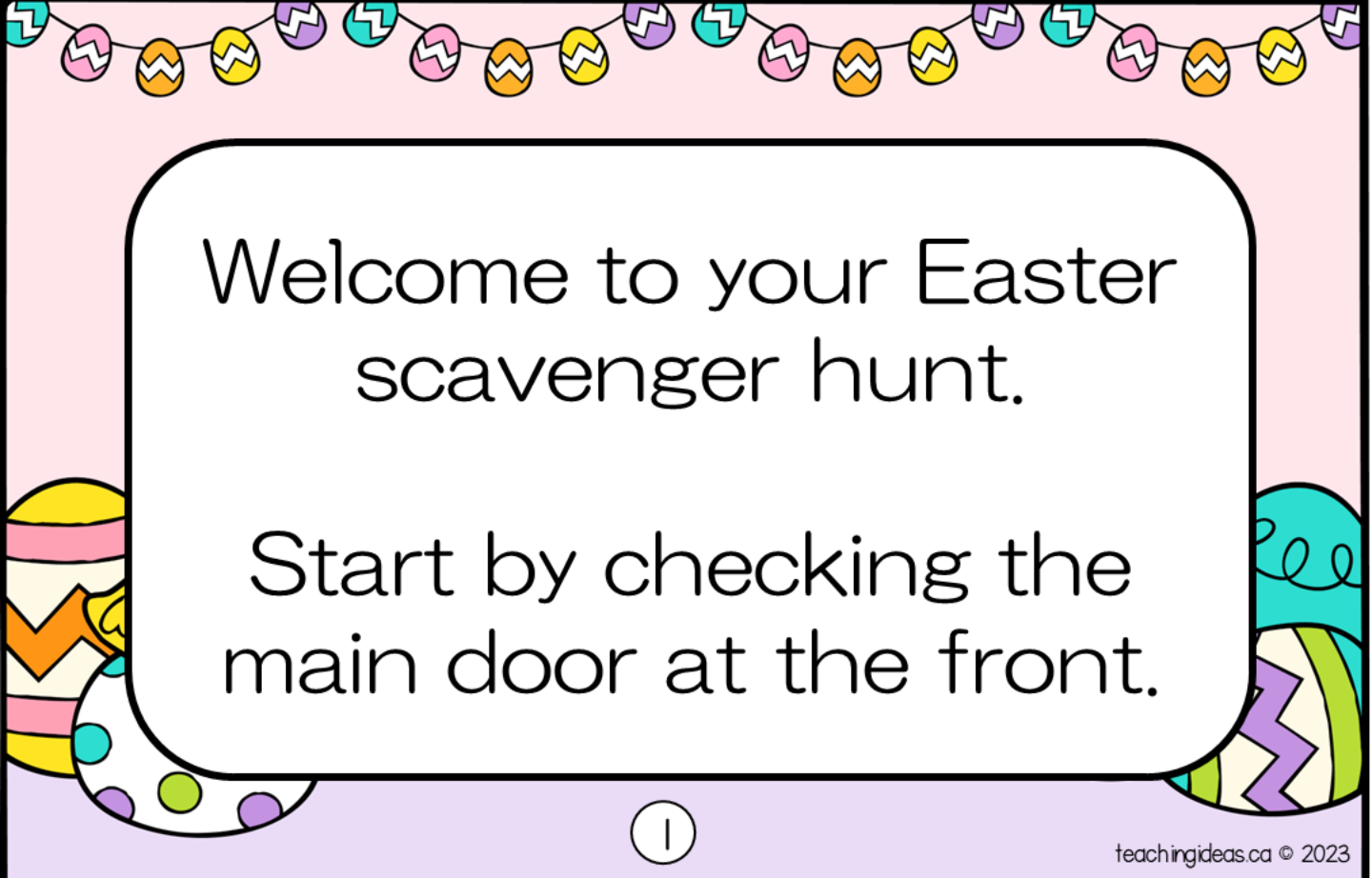
YOU MAY NOT:

- ☐ Claim this work as your own, alter the files in any way, or remove copyright / watermarks.
- ☐ Sell the files or combine them into another unit for sale / free.
- ☐ Post this document for sale / free elsewhere on the internet (this includes Google Doc links on blogs).
- ☐ Making copies of purchased items to share with others is strictly forbidden and is a violation of the TOU / law.

Thank you for abiding by universally accepted codes of professional ethics while using this product. If you encounter an issue with your file, notice an error, or are in any way experiencing a problem, please contact me and I will be more than happy to help sort it out. You can message me at kelly@teachingideas.ca

Clipart and Fonts Created by



A string of colorful Easter eggs (pink, yellow, purple, teal) hangs across the top. On the left and right sides, there are large, decorated Easter eggs with various patterns like zig-zags, polka dots, and stripes.

Welcome to your Easter
scavenger hunt.

Start by checking the
main door at the front.

1

teachingideas.ca © 2023

A string of colorful Easter eggs (pink, yellow, purple, teal) hangs across the top. On the left and right sides, there are large, decorated Easter eggs with various patterns like zig-zags, polka dots, and stripes.

Follow all of the clues.

Take a peek in your
shoes.

2

teachingideas.ca © 2023

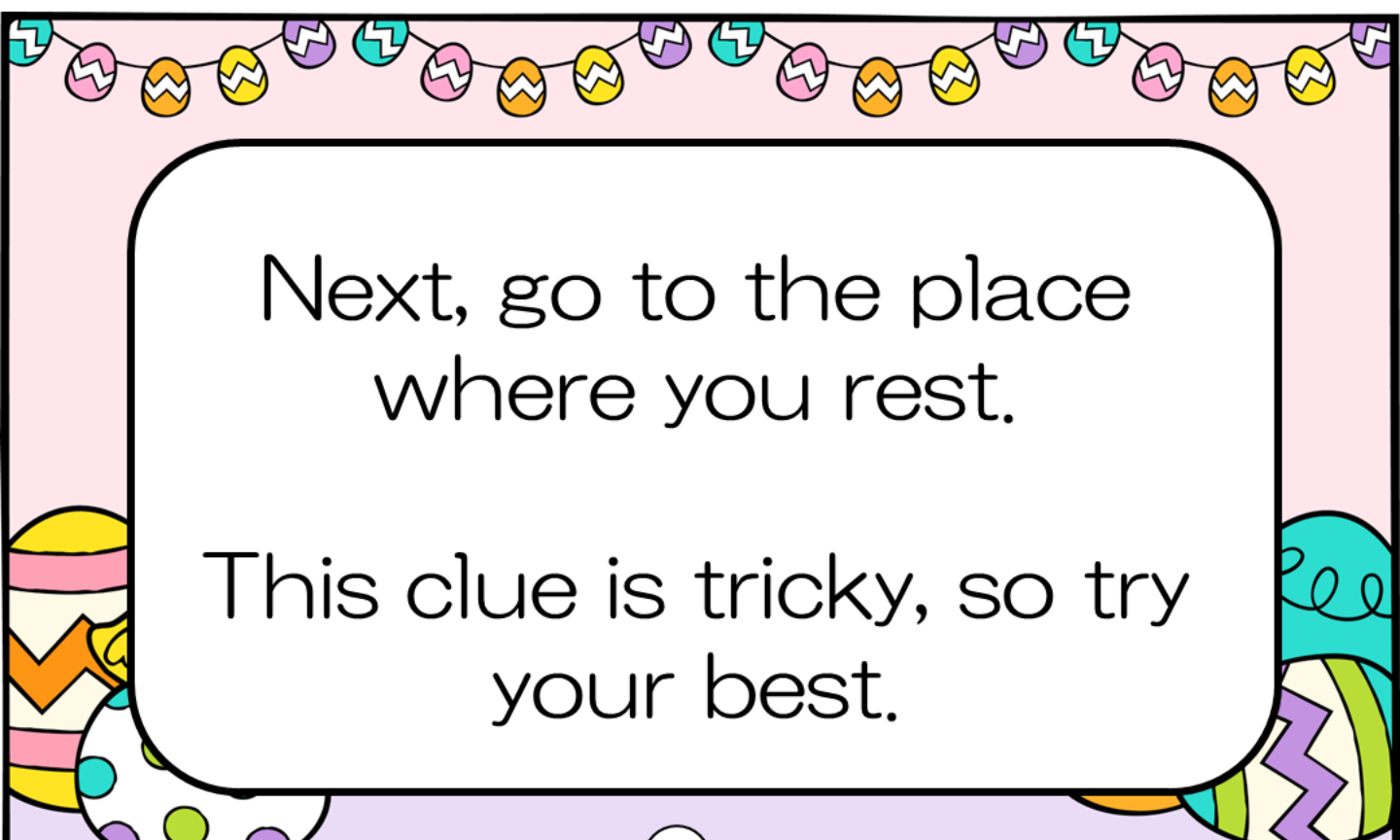
A string of colorful Easter eggs (pink, yellow, purple, teal) hangs across the top. On the sides, there are large decorated Easter eggs with patterns like zig-zags, polka dots, and stripes.

Check your reflection, it
should be very clear.

You'll see yourself and your
next clue in the mirror.

3

teachingideas.ca © 2023

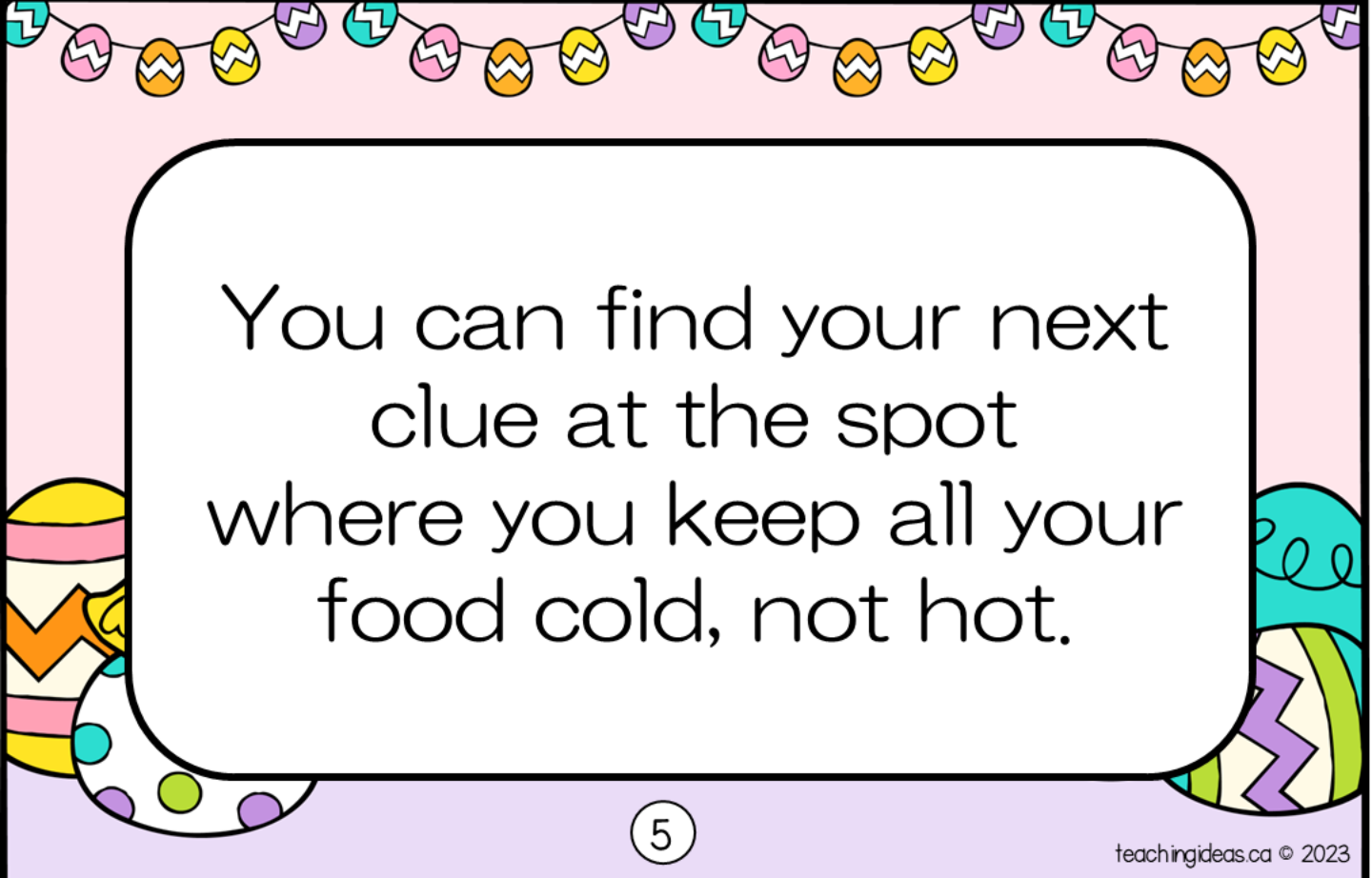
A string of colorful Easter eggs (pink, yellow, purple, teal) hangs across the top. On the sides, there are large decorated Easter eggs with patterns like zig-zags, polka dots, and stripes.

Next, go to the place
where you rest.

This clue is tricky, so try
your best.

4

teachingideas.ca © 2023

This is a clue card for an Easter egg hunt. It features a pink background with a white rounded rectangle in the center containing the clue text. The card is decorated with a string of colorful Easter eggs at the top and two large, partially visible Easter eggs on the left and right sides. The bottom of the card has a purple band with a white circle containing the number 5.

You can find your next
clue at the spot
where you keep all your
food cold, not hot.

5

teachingideas.ca © 2023

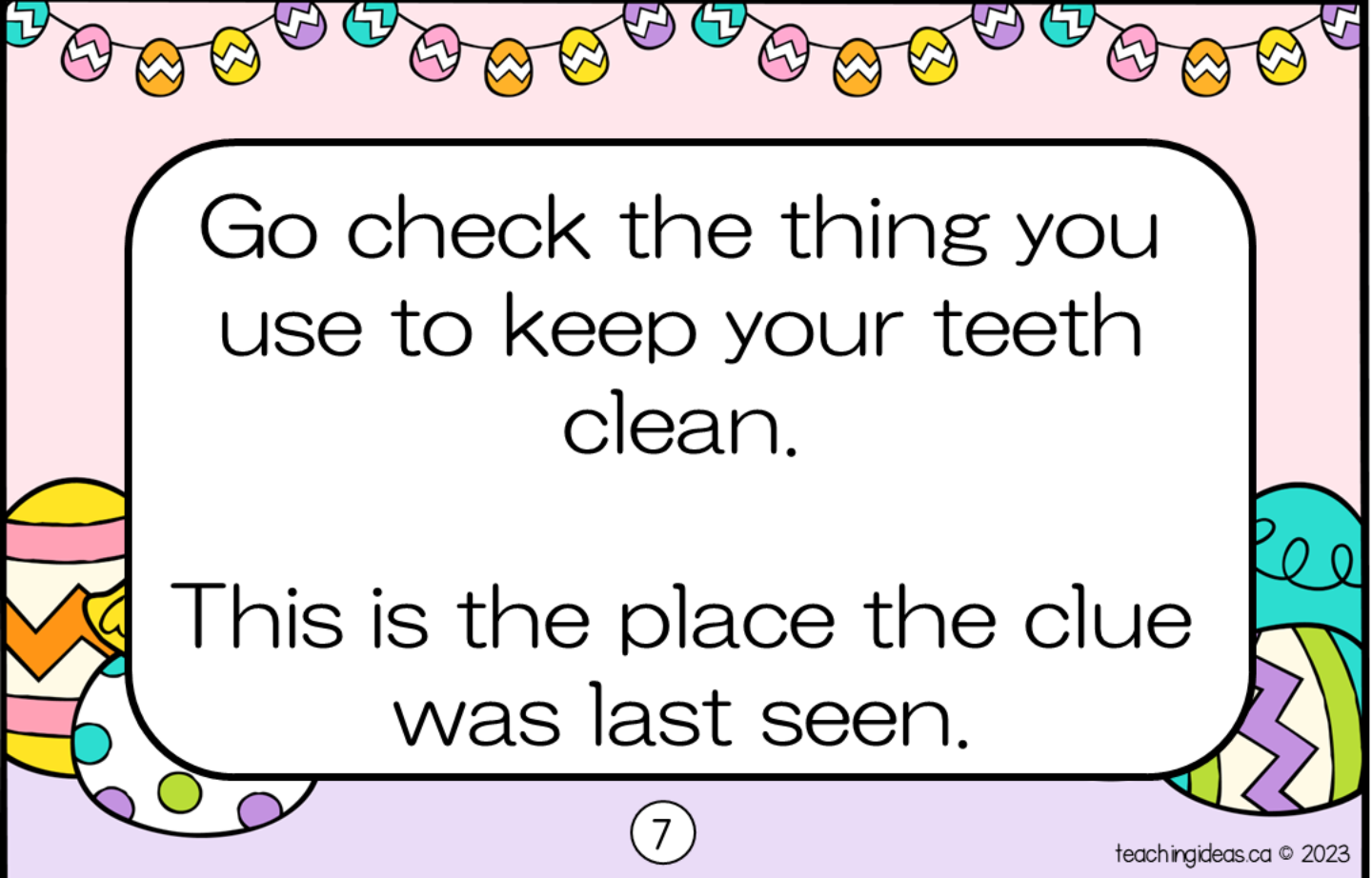
This is a clue card for an Easter egg hunt, similar in design to the first one. It has a pink background with a white rounded rectangle in the center. It is decorated with a string of colorful Easter eggs at the top and two large, partially visible Easter eggs on the left and right sides. The bottom of the card has a purple band with a white circle containing the number 6.

You use this to change
channels on the t.v.

Finding this clue should
be nice and easy.

6

teachingideas.ca © 2023

A string of colorful Easter eggs with various patterns (zig-zag, swirl, polka dots) hangs across the top. On the left and right sides, there are larger decorated Easter eggs with similar patterns.

Go check the thing you
use to keep your teeth
clean.

This is the place the clue
was last seen.

7

teachingideas.ca © 2023

A string of colorful Easter eggs with various patterns (zig-zag, swirl, polka dots) hangs across the top. On the left and right sides, there are larger decorated Easter eggs with similar patterns.

You can sit here and get
comfy to watch a show.

Look all around, especially
down low.

8

teachingideas.ca © 2023

A string of colorful Easter eggs (pink, yellow, purple, teal) hangs across the top. On the left and right sides, there are large, decorated Easter eggs with various patterns like zig-zags, polka dots, and swirls.

Go to the place where
you eat dinner.

Find this spot and you'll
be the winner!

9

teachingideas.ca © 2023

A string of colorful Easter eggs (pink, yellow, purple, teal) hangs across the top. On the left and right sides, there are large, decorated Easter eggs with various patterns like zig-zags, polka dots, and swirls.

Happy Easter

You did it!
You followed all of the clues and finished
Easter scavenger hunt.

Have an **EGG-stra** special day!

teachingideas.ca © 2023